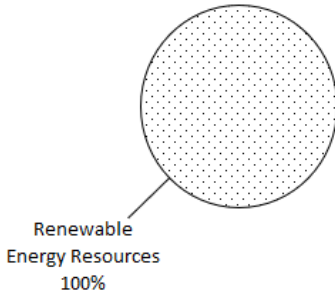
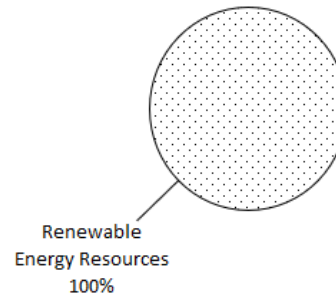




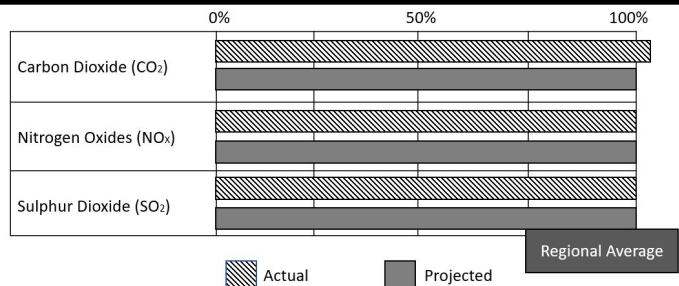


Environmental Disclosure Information-Quarterly Comparisons																					
Everyday Energy, LLC d/b/a Value Power & Gas																					
Projected Data for the 2021 Calendar Year																					
Actual Data for the Period of January 1, 2021 to September 30, 2021																					
<p>Generation Resource Mix-</p> <p>A comparison between the sources of generation projected to be used to generate this product and the actual resources used during this period.</p>	<table style="width: 100%; border: none;"> <tr> <td style="width: 50%; text-align: center;"> <p>Projected</p>  <p>Renewable Energy Resources 100%</p> </td> <td style="width: 50%; text-align: center;"> <p>Actual</p>  <p>Renewable Energy Resources 100%</p> </td> </tr> </table>	<p>Projected</p>  <p>Renewable Energy Resources 100%</p>	<p>Actual</p>  <p>Renewable Energy Resources 100%</p>																		
<p>Projected</p>  <p>Renewable Energy Resources 100%</p>	<p>Actual</p>  <p>Renewable Energy Resources 100%</p>																				
<p>Environmental Characteristics-</p> <p>A description of the characteristics associated with each possible generation resource.</p>	<table border="1" style="width: 100%; border-collapse: collapse;"> <tr> <td>Biomass Power</td> <td>Air Emissions and Solid Waste</td> </tr> <tr> <td>Coal Power</td> <td>Air Emissions and Solid Waste</td> </tr> <tr> <td>Hydro Power</td> <td>Wildlife Impacts</td> </tr> <tr> <td>Natural Gas Power</td> <td>Air Emissions and Solid Waste</td> </tr> <tr> <td>Nuclear Power</td> <td>Radioactive Waster</td> </tr> <tr> <td>Oil Power</td> <td>Air Emissions and Solid Waste</td> </tr> <tr> <td>Other Sources</td> <td>Unknown Impacts</td> </tr> <tr> <td>Solar Power</td> <td>No Significant Impacts</td> </tr> <tr> <td>Unknown Purchased Resources</td> <td>Unknown Impacts</td> </tr> <tr> <td>Wind Power</td> <td>Wildlife Impacts</td> </tr> </table>	Biomass Power	Air Emissions and Solid Waste	Coal Power	Air Emissions and Solid Waste	Hydro Power	Wildlife Impacts	Natural Gas Power	Air Emissions and Solid Waste	Nuclear Power	Radioactive Waster	Oil Power	Air Emissions and Solid Waste	Other Sources	Unknown Impacts	Solar Power	No Significant Impacts	Unknown Purchased Resources	Unknown Impacts	Wind Power	Wildlife Impacts
Biomass Power	Air Emissions and Solid Waste																				
Coal Power	Air Emissions and Solid Waste																				
Hydro Power	Wildlife Impacts																				
Natural Gas Power	Air Emissions and Solid Waste																				
Nuclear Power	Radioactive Waster																				
Oil Power	Air Emissions and Solid Waste																				
Other Sources	Unknown Impacts																				
Solar Power	No Significant Impacts																				
Unknown Purchased Resources	Unknown Impacts																				
Wind Power	Wildlife Impacts																				
<p>Air Emissions-</p> <p>Product- Specific projected and actual air emissions for this period compared to the regional average air emissions.</p>	 <p>0% 50% 100%</p> <p>Carbon Dioxide (CO₂)</p> <p>Nitrogen Oxides (NO_x)</p> <p>Sulphur Dioxide (SO₂)</p> <p>Actual Projected Regional Average</p>																				
<p>Radioactive Waste-</p> <p>Radioactive waste associated with the product.</p>	<table border="1" style="width: 100%; border-collapse: collapse;"> <thead> <tr> <th style="width: 50%;">Type</th> <th style="width: 50%;">Quantity</th> </tr> </thead> <tbody> <tr> <td>High-Level Radioactive Waste</td> <td>Unknown Lbs./1,000 kWh</td> </tr> <tr> <td>Low-Level Radioactive Waste</td> <td>Unknown Lbs./1,000 kWh</td> </tr> </tbody> </table>	Type	Quantity	High-Level Radioactive Waste	Unknown Lbs./1,000 kWh	Low-Level Radioactive Waste	Unknown Lbs./1,000 kWh														
Type	Quantity																				
High-Level Radioactive Waste	Unknown Lbs./1,000 kWh																				
Low-Level Radioactive Waste	Unknown Lbs./1,000 kWh																				
<p>Everyday Energy, LLC d/b/a Value Power & Gas purchases Renewable Energy Energy credits (RECs) as a means of complying with the renewable energy resource benchmark under the State of Ohio’s alternative energy portfolio standard requirements. The requirement for 2021 is 5.5% renewable. The renewable energy sources associated with green electricity plans may include, but not be limited to, RECs from wind, solar, biomass, hydro, or other renewable energy sources. With in-depth analysis, the environmental characteristics of any form of electric generation will reveal benefits as well as costs. For further information, contact Everyday Energy at www.valuepowerandgas.com or by phone at 877-811-7023.</p>																					